

Dividend and Income Fund

DNIF

*: Seeking Primarily High Current Income
: and Secondarily Capital Appreciation*

DECEMBER 31, 2021
ANNUAL REPORT



SIGN UP FOR FUND UPDATES
at [DividendandIncomeFund.com](https://www.DividendandIncomeFund.com)

Dear Fellow Shareholders:

We are delighted to report that in 2021 Dividend and Income Fund's net asset value total return was 37.52% and its market total return was 42.04%. We are likewise pleased to welcome each of our new shareholders to the Fund and to submit this annual report. The Fund seeks to achieve its primary investment objective of high current income and secondary objective of capital appreciation by investing, under normal circumstances, at least 50% of its total assets in income generating equity securities. These securities may include dividend paying common stocks, convertible securities, preferred stocks, securities of registered investment companies, exchange traded funds organized as investment companies or otherwise, real estate investment trusts, depositary receipts, and other equity related securities. Of course, there can be no assurance that the Fund will achieve its objectives.

5 Stars Awarded by Morningstar

Dividend and Income Fund has continued to receive the coveted 5 Star Morningstar Rating, including for each of the 3, 5, and 10 year periods as of December 31, 2021. The top 10% of funds in each fund category receive 5 stars. The Morningstar Ratings are subject to change without notice.¹

Economic and Market Report

According to the minutes of its December 2021 meeting, the Federal Open Market Committee ("FOMC") of the Federal Reserve Bank was advised that U.S. real GDP growth was picking up in the fourth quarter of the year and labor market conditions continued to improve. The unemployment rate declined from 4.8% in September 2021 to 4.2% in November 2021 while the labor force participation rate and the employment-to-population ratio increased. The FOMC staff noted that although measures of compensation had risen, such as average hourly earnings rising 4.8% over the 12 months ending in November 2021, consumer price inflation through October 2021, as measured by the 12-month percentage change in the price index for personal consumption expenditures, remained elevated.

The FOMC noted that financial markets responded to significant new information about the economy and monetary policy, as well as the emergence of the Omicron variant. It was observed that overall domestic financial conditions tightened modestly but remained near historically accommodative levels.

¹ The Morningstar Rating is provided by Morningstar, Inc. The Morningstar Rating for funds, or "star rating", is calculated for funds with at least a three year history. (Exchange traded funds and open end mutual funds are considered a single population for comparative purposes.) It is calculated based on a Morningstar Risk Adjusted Return measure that accounts for variation in a fund's monthly excess performance (excluding the effect of sales charges, if any), placing more emphasis on downward variations and rewarding consistent performance. The top 10% of funds in each fund category receive 5 stars, the next 22.5% receive 4 stars, the next 35% receive 3 stars, the next 22.5% receive 2 stars, and the bottom 10% receive 1 star. Although the Fund believes the data gathered from this third party source is reliable, it does not review such information and cannot warrant it to be accurate, complete, or timely. Neither the Fund nor its investment manager provided any compensation directly or indirectly in connection with obtaining or using this third party rating.

The FOMC staff projected real GDP growth to "post a sizable gain" during 2021, but less so in 2022, with the "pace of growth supported by the continued reopening of the economy and the resolution of supply constraints in most sectors." Yet, the staff also projected labor market conditions to "remain very tight." Inasmuch as the staff judged that its "projection for economic activity were skewed to the downside and that the risks around the inflation projection were skewed to the upside," our investing outlook is cautious, and investors should be prepared for periods of market volatility and price weakness.

Investment Strategy and Returns

In view of these economic and market developments, the Fund's strategy in 2021 was to seek companies with strong operations showing superior returns on equity and assets, generating free cash flow, and with reasonable valuations. Generally, the Fund purchased and held income generating equity securities of profitable, growing, and conservatively valued companies across a broad array of industries in seeking to achieve its primary investment objective of high current income and secondary objective of capital appreciation and sold investments that appeared to have appreciated to levels reflecting full or over-valuation.

In the year ended December 31, 2021, the Fund's net investment income, net realized gain on investments, and unrealized appreciation on investments were, respectively, \$1,712,169, \$14,215,995, and \$52,749,610, which contributed materially to the Fund's net asset value return of 37.52%, including the reinvestment of dividends and dilution occurring under the Fund's dividend reinvestment plan (DRIP). Profitable sales in the period were made of, among others, shares of T. Rowe Price Group, Inc. in the security and commodity brokers, dealers, exchanges, and services industry. Losses were taken on, among others, B2Gold Corp. in the metal mining industry. The Fund's holdings of Rio Tinto plc in the metal mining industry contributed to unrealized depreciation during the period. At the same time, the Fund benefited from unrealized appreciation from its investment in Credit Acceptance Corporation in the non-depository credit institutions industry.

The Fund's market return for 2021, also including the reinvestment of dividends and DRIP dilution, was 42.04%. Generally, the Fund's total return on a market value basis will be higher than total return

on a net asset value basis in periods when there is a decrease in the discount or an increase in the premium of the market value to the net asset value from the beginning to the end of such periods. For comparison, in the same period, the S&P 500 Index total return was 28.71%. This index is unmanaged and does not reflect fees and expenses, nor is it available for direct investment. At December 31, 2021, the Fund's portfolio included securities of over 50 different issuers, with the top ten securities amounting to approximately 39% of net assets. At that time, the Fund's investments totaled approximately \$307 million on net assets of approximately \$256 million, with leverage of approximately \$51 million. As the Fund pursues its primary investment objective of seeking high current income, with capital appreciation as a secondary objective, these holdings and allocations are subject to change at any time.

Quarterly Distributions

On December 1, 2021, the Fund declared a distribution of \$0.57 per share, its fourth quarterly distribution of the 2021 year, bringing the annual total to \$1.32 per share. The quarterly distribution reflects the Fund's current distribution policy to provide shareholders with a relatively stable cash flow per share. This policy did not have a material effect on the Fund's investment strategy and did not result in returns of capital that reduced the Fund's per share net asset value in 2021. There is no guarantee that the Fund's current distribution policy will reduce or eliminate the Fund's market price discount to its net asset value per share and the Fund's trustees have no fiduciary duty to take action, or to consider taking any action, to narrow any such discount. The distribution policy may be changed or discontinued without notice.

As of December 1, 2021, and based on the Fund's results and estimates for the fourth quarter, the distribution of \$0.57 per share would include approximately 10%, 90%, and 0% from the Fund's net investment income, capital gains, and return of capital, respectively. Shareholders should not draw any conclusions about the Fund's investment performance from the amount of this distribution. The amounts and sources of distributions reported are only estimates based on book basis earnings, are likely to change over time, and are not being provided for tax reporting purposes. The actual amounts and sources of the amounts for tax reporting purposes will depend upon the Fund's investment experience during the entirety of its fiscal year and may be subject to changes based on tax regulations. The amounts and sources of distributions year-to-date may be subject to additional adjustments. The Fund intends to send shareholders a Form 1099-DIV for the calendar year that will instruct how to report these distributions for federal income tax purposes.

On December 9, 2021, the Fund announced that it anticipates that its quarterly distribution amount will remain at \$0.25 per share for each quarter of 2022. Distributions may be paid in part or in full from the Fund's net investment income, realized capital gains, return of capital, or a combination thereof. To the extent that the Fund has estimated that it has distributed more than its income and net realized capital gains, a portion of the distribution may be a return of capital. A return of capital may occur, for example, when some or all of the money that invested in the Fund is paid back to shareholders. A return of capital distribution does not necessarily reflect the Fund's investment performance and should not be confused with "yield" or "income." Additionally, a return of capital is not taxable; rather it reduces a shareholder's tax basis in his or her shares of the Fund, thereby increasing the shareholder's potential gain or reducing its potential loss on the subsequent sale of those shares.

Dividend Reinvestment Plan

For those shareholders who are currently receiving the Fund's quarterly distributions in cash but are interested in adding to their account through the Fund's DRIP, we encourage you to review the plan set forth later in this document and contact the Fund's transfer agent, who will be pleased to assist you with no obligation on your part.


Fund Website

The Fund's website, www.DividendandIncomeFund.com, provides investors with investment information, news, and other material about the Fund. The website also has links to SEC filings, performance, tax, and daily net asset value reporting. You are invited to use this resource to learn more about the Fund.

Management's Long Term Focus

We thank you for investing in the Fund and share your enthusiasm for its potential, as evidenced by the fact that affiliates of the Investment Manager own approximately 10.3% of the Fund's outstanding shares pursuant to the Fund's governing documents that permit ownership of more than 4.99% of the Fund's outstanding shares only with the prior approval of the Fund's Board of Trustees. We look forward to serving your investment needs over the years ahead.

Sincerely,



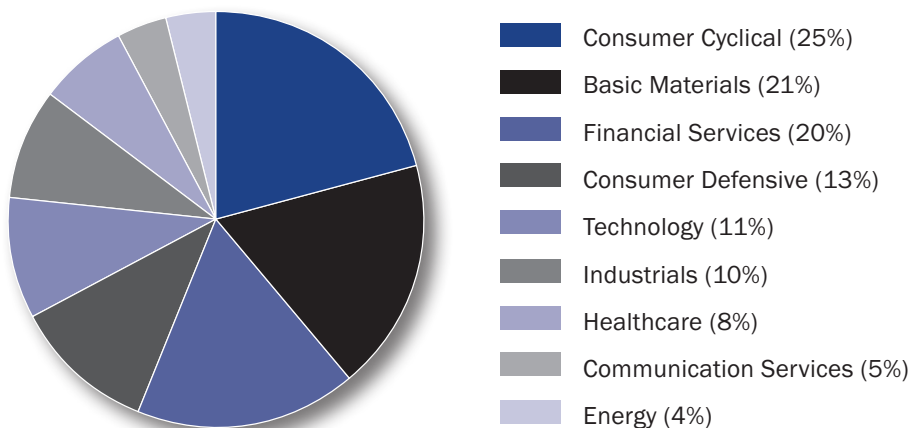
Thomas B. Winmill
President and Portfolio Manager

TOP TEN SECURITY HOLDINGS		December 31, 2021
1	Credit Acceptance Corporation (6%)	
2	AutoZone, Inc. (5%)	
3	British American Tobacco p.l.c. (4%)	
4	Tractor Supply Company (4%)	
5	Steel Dynamics, Inc. (4%)	
6	Warrior Met Coal, Inc. (4%)	
7	Williams-Sonoma, Inc. (3%)	
8	Tyson Foods, Inc. (3%)	
9	Medifast, Inc. (3%)	
10	AMERCO (3%)	

TOP TEN INDUSTRIES		December 31, 2021
1	Non-Depository Credit Institutions (12%)	
2	Business Services (12%)	
3	Insurance Carriers (9%)	
4	Metal Mining (9%)	
5	Automotive Dealers and Gasoline Service Stations (7%)	
6	Chemical and Allied Products (7%)	
7	Electronic and Other Electrical Equipment and Components, except Computer Equipment (6%)	
8	Building Materials, Hardware, Garden Supply, and Mobile Home Dealers (6%)	
9	Tobacco Products (6%)	
10	Food and Kindred Products (6%)	

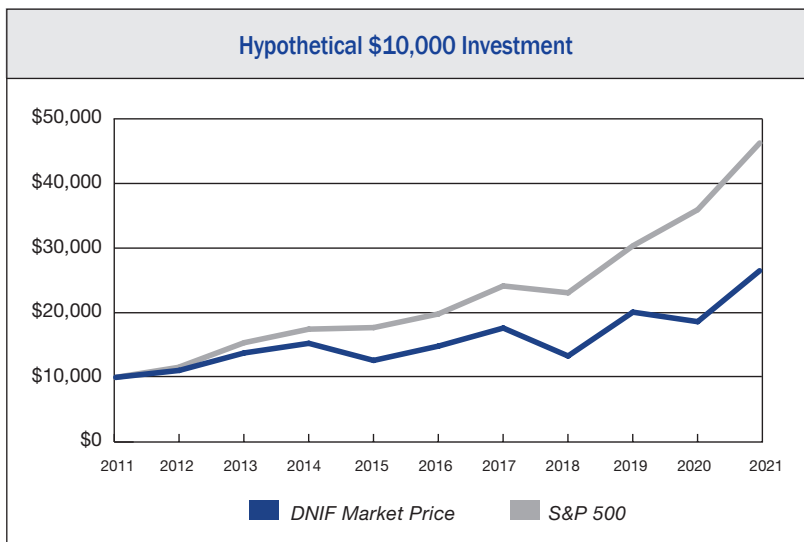
Top ten security holdings and industries are shown for informational purposes only as an approximate percentage of net assets and are subject to change. Top ten industries uses Standard Industrial Classification codes. The above portfolio information should not be considered as a recommendation to purchase or sell a particular security and there is no assurance that any securities will remain in or out of the Fund.

SECURITY HOLDINGS
by Sector on December 31, 2021*



* Source: Morningstar, Inc. Based on approximate percentages of net assets and may not add up to 100% due to leverage, cash or other assets, rounding, and other factors. Allocations of less than 1% in the aggregate are not shown. Allocations are subject to change.

HYPOTHETICAL \$10,000 INVESTMENT This chart shows the value of a hypothetical \$10,000 investment in the Fund at market price compared to the S&P 500 Index (“S&P 500”) over the past 10 years. Fund returns reflect reinvestment of dividend distributions at the price received in the Fund’s dividend reinvestment plan and do not reflect the deduction of taxes, if any, that a shareholder would pay on Fund distributions or the sale of shares. The S&P 500 is an unmanaged broad equity index and is fully invested in common stocks. You cannot invest directly in an index. **The data presented represents past performance and cannot be used to predict future results.**



	1-Year	5-Year	10-Year
DNIF Market Price	42.04%	12.25%	10.21%
S&P 500	28.71%	18.48%	16.55%

SCHEDULE OF PORTFOLIO INVESTMENTS

December 31, 2021

December 31, 2021

Common Stocks (119.14%)	Shares	Value	Shares	Value
Automotive Dealers and Gasoline Service Stations (7.03%)				
AutoZone, Inc. ^(a)	6,050	\$ 12,683,160		
Lithia Motors, Inc.	18,000	5,345,100		
		<u>18,028,260</u>		
Automotive Repair, Services, and Parking (2.83%)				
AMERCO	10,000	7,262,300		
Building Materials, Hardware, Garden Supply, and Mobile Home Dealers (6.38%)				
The Home Depot, Inc.	15,000	6,225,150		
Tractor Supply Company	42,500	10,140,500		
		<u>16,365,650</u>		
Business Services (11.87%)				
Alphabet Inc. Class A ^(a)	2,500	7,242,600		
Check Point Software Technologies Ltd. ^(a)	29,000	3,380,240		
eBay Inc.	85,000	5,652,500		
Kforce Inc.	50,000	3,761,000		
Open Text Corporation	66,000	3,133,680		
Robert Half International Inc.	65,000	7,248,800		
		<u>30,418,820</u>		
Chemical and Allied Products (7.00%)				
Celanese Corporation	22,500	3,781,350		
LyondellBasell Industries N.V. Class A	35,000	3,228,050		
Roche Holding Ltd. ADR	80,000	4,135,200		
Westlake Chemical Corporation	70,000	6,799,100		
		<u>17,943,700</u>		
Coal Mining (3.51%)				
Warrior Met Coal, Inc.	350,000	8,998,500		
Communications (1.96%)				
Comcast Corporation	100,000	5,033,000		
Construction Special Trade Contractors (1.27%)				
Comfort Systems USA, Inc.	33,000	3,265,020		
Depository Institutions (1.78%)				
Wells Fargo & Company	95,000	4,558,100		
Educational Services (2.67%)				
Grand Canyon Education, Inc. ^(a)	80,000	6,856,800		
Electronic and Other Electrical Equipment and Components, except Computer Equipment (6.44%)				
Intel Corporation	106,000	\$ 5,459,000		
Methode Electronics, Inc.	82,500	4,056,525		
Skyworks Solutions, Inc.	45,000	6,981,300		
		<u>16,496,825</u>		
Food and Kindred Products (5.73%)				
Medifast, Inc.	35,000	7,330,050		
Tyson Foods, Inc.	84,500	7,365,020		
		<u>14,695,070</u>		
General Merchandise Stores (1.90%)				
Dollar General Corporation	20,600	4,858,098		
Heavy Construction other than Building Construction Contractors (1.40%)				
MasTec, Inc. ^(a)	39,000	3,598,920		
Home Furniture, Furnishings, and Equipment Stores (3.17%)				
Williams-Sonoma, Inc.	48,000	8,118,240		
Industrial and Commercial Machinery and Computer Equipment (1.48%)				
Arista Networks, Inc. ^(a)	26,400	3,795,000		
Insurance Carriers (9.17%)				
Anthem, Inc.	9,600	4,449,984		
Essent Group Ltd.	150,000	6,829,500		
Molina Healthcare, Inc. ^(a)	17,100	5,439,168		
UnitedHealth Group Incorporated	13,500	6,778,890		
		<u>23,497,542</u>		
Measuring, Analyzing, and Controlling Instruments; Photographic, Medical and Optical Goods; Watches and Clocks (0.87%)				
Vontier Corporation	72,500	2,227,925		
Metal Mining (8.71%)				
Barrick Gold Corporation	270,000	5,130,000		
Fresnillo plc	547,000	6,614,587		
Newmont Corporation	91,500	5,674,830		
Rio Tinto plc	73,500	4,920,090		
		<u>22,339,507</u>		
Miscellaneous Retail (1.41%)				
Qurate Retail, Inc.	475,000	3,610,000		

See notes to financial statements.

Common Stocks (continued)	Shares	Value			
Non-Depository Credit Institutions (12.40%)					
Credit Acceptance Corporation (a)	23,000	\$ 15,816,640			
Discover Financial Services	50,000	5,778,000			
Enova International, Inc. (a)	96,000	3,932,160			
OneMain Holdings, Inc.	125,000	6,255,000			
		<u>31,781,800</u>			
Oil and Gas Extraction (2.39%)					
Coterra Energy Inc.	323,000	6,137,000			
Petroleum Refining and Related Industries (1.75%)					
Valvoline Inc.	120,000	4,474,800			
Primary Metal Industries (3.87%)					
Steel Dynamics, Inc.	160,000	9,931,200			
Security and Commodity Brokers, Dealers, Exchanges, and Services (3.80%)					
Ameriprise Financial, Inc.	18,000	5,429,880			
BlackRock, Inc.	4,700	4,303,132			
		<u>9,733,012</u>			
Tobacco Products (5.85%)					
British American Tobacco p.l.c.	300,000	11,223,000			
Imperial Tobacco Group plc	171,000	3,762,684			
		<u>14,985,684</u>			
Transportation Equipment (2.50%)					
Huntington Ingalls Industries, Inc.	7,000	1,307,180			
LCI Industries	32,764	5,106,925			
		<u>6,414,105</u>			
Total common stocks (Cost \$204,692,658)		<u>305,424,878</u>			
			Corporate Bonds and Notes (0.11%)	Principal Amount	Value
			Electric Services (0.11%)		
			Elwood Energy LLC, 8.159%, 7/5/26 (Cost \$264,447)	262,275	\$ 271,553
			Master Limited Partnerships (0.34%)	Units	Value
			Electric, Gas, and Sanitary Services (0.34%)		
			Enterprise Products Partners L.P. Units (Cost \$374,214)	40,000	878,400
			Preferred Stocks (0.10%)	Shares	Value
			Holding and other Investment Offices (0.10%)		
			Pennsylvania Real Estate Investment Trust, 6.875% Series D (Cost \$724,049)	35,000	254,450
			Total investments (Cost \$206,055,368) (119.69%) (b)		306,829,281
			Liabilities in excess of cash and other assets (-19.69%)		(50,485,601)
			Net assets (100.00%)		<u>\$ 256,343,680</u>

(a) Non-income producing.

(b) The Fund's total investment portfolio value of \$306,829,281 has been pledged as collateral for borrowings under the Fund's credit agreement. As of December 31, 2021, there was \$50,531,300 outstanding borrowing.

See notes to financial statements.

December 31, 2021

Assets

Investments, at value (cost: \$206,055,368)	\$ 306,829,281
Cash	5,307
Receivables:	
Dividends	423,570
Due from transfer agent	143,522
Interest	10,467
Prepaid expenses and other assets	285,819
	<hr/>
Total assets	307,697,966

Liabilities

Credit agreement borrowing	50,531,300
Payables:	
Accrued expenses	544,600
Investment management	242,532
Administrative services	23,297
Trustees	12,557
	<hr/>
Total liabilities	51,354,286

Commitments and contingencies (Note 9)

Net Assets\$ 256,343,680**Net Asset Value Per Share**(applicable to 12,656,634 shares issued and outstanding) \$ 20.25**Net Assets Consist of**

Paid in capital	\$ 154,750,328
Distributable earnings	101,593,352
	<hr/>
	\$ 256,343,680

See notes to financial statements.

STATEMENT OF OPERATIONS

Financial Statements

	Year Ended December 31, 2021
Investment Income	
Dividends (net of \$70,345 foreign tax withholding)	\$ 6,031,410
Interest	21,682
	<hr/>
Total investment income	6,053,092
	<hr/>
Expenses	
Investment management	2,453,030
Legal	798,650
Interest and fees on credit agreement	403,844
Administrative services	254,000
Bookkeeping and pricing	135,710
Trustees	104,407
Insurance	54,811
Auditing	43,800
Custodian	31,240
Shareholder communications	20,440
Transfer agent	18,471
Registration	5,738
Other	16,782
	<hr/>
Total expenses	4,340,923
	<hr/>
Net investment income	1,712,169
	<hr/>
Realized and Unrealized Gain (Loss)	
Net realized gain (loss) on	
Investments	14,220,380
Foreign currencies	(4,385)
Unrealized appreciation on investments	52,749,610
	<hr/>
Net realized and unrealized gain	66,965,605
	<hr/>
Net increase in net assets resulting from operations	<u>\$ 68,677,774</u>

See notes to financial statements.

STATEMENTS OF CHANGES IN NET ASSETS

Financial Statements

	Year Ended December 31, 2021	Year Ended December 31, 2020
Operations		
Net investment income	\$ 1,712,169	\$ 512,884
Net realized gain on investments	14,215,995	5,494,674
Unrealized appreciation investments	52,749,610	6,040,940
	<u>68,677,774</u>	<u>12,048,498</u>
Net increase in net assets resulting from operations		
Distributions to Shareholders		
Distributable earnings	(15,985,447)	(6,787,214)
Return of capital	(667,825)	(5,701,511)
	<u>(16,653,272)</u>	<u>(12,488,725)</u>
Total distributions		
Capital Share Transactions		
Reinvestment of distributions to shareholders	1,273,406	1,138,790
	<u>1,273,406</u>	<u>1,138,790</u>
Increase in net assets from capital share transactions		
Total change in net assets	53,297,908	698,563
Net Assets		
Beginning of period	<u>203,045,772</u>	<u>202,347,209</u>
End of period	<u>\$ 256,343,680</u>	<u>\$ 203,045,772</u>

See notes to financial statements.

Year Ended
December 31, 2021**Cash Flows from Operating Activities**

Net increase in net assets resulting from operations	\$ 68,677,774
Adjustments to reconcile increase in net assets resulting from operations to net cash provided by (used in) operating activities:	
Unrealized appreciation on investments	(52,749,610)
Net realized gain on sales of investments	(14,215,995)
Purchase of long term investments	(120,378,702)
Proceeds from sales of long term investments	93,341,160
Net purchases of short term investments	(4,385)
Amortization of premium on investments	393
Increase in dividends receivable	(300,752)
Decrease in interest receivable	2,599
Increase in due from transfer agent	(143,522)
Increase in prepaid expenses and other assets	(219,263)
Decrease in payable for securities purchased	(625,616)
Increase in accrued expenses	422,571
Increase in investment management fee payable	71,934
Increase in administrative services payable	4,408
Increase in trustee expenses payable	8,729

Net cash used in operating activities	<u>(26,108,277)</u>
---------------------------------------	---------------------

Cash Flows from Financing Activities

Credit agreement borrowing, net	41,129,800
Cash distributions paid	<u>(15,379,866)</u>

Net cash provided by financing activities	<u>25,749,934</u>
---	-------------------

Net change in cash	(358,343)
--------------------	-----------

Cash

Beginning of period	<u>363,650</u>
---------------------	----------------

End of period	<u><u>\$ 5,307</u></u>
---------------	------------------------

Supplemental disclosure of cash flow information:

Cash paid for interest on credit agreement	\$ 223,260
--	------------

Non-cash financing activities not included herein consisted of:

Reinvestment of dividend distributions	\$ 1,273,406
--	--------------

1. ORGANIZATION AND SIGNIFICANT ACCOUNTING POLICIES Dividend and Income Fund (the “Fund”), a Delaware statutory trust registered under the Investment Company Act of 1940, as amended (the “Company Act”), is a diversified, closed end management investment company whose shares are quoted over the counter under the stock symbol DNIF. The Fund’s primary investment objective is to seek high current income. Capital appreciation is a secondary objective. The Fund retains Bexil Advisers LLC as its investment manager (the “Investment Manager”).

As an investment company, the Fund follows the accounting and reporting guidance of the Financial Accounting Standards Board Accounting Standard Codification Topic 946 “Financial Services – Investment Companies.” The financial statements have been prepared in conformity with accounting principles generally accepted in the United States of America (“GAAP”), which require management to make certain estimates and assumptions at the date of the financial statements. Actual results could differ from those estimates. Subsequent events, if any, through the date that the financial statements were issued have been evaluated in the preparation of the financial statements. The following summarizes the significant accounting policies of the Fund:

Valuation of Investments – Portfolio securities are valued by various methods depending on the primary market or exchange on which they trade. Most equity securities for which the primary market is in the United States are usually valued at the official closing price, last sale price or, if no sale has occurred, at the closing bid price. Most equity securities for which the primary market is outside the United States are usually valued using the official closing price or the last sale price in the principal market in which they are traded. If the last sale price on the local exchange is unavailable, the last evaluated quote or closing bid price normally is used. In the event of an unexpected closing of the primary market or exchange, a security may continue to trade on one or more other markets, and the price as reflected on those other trading venues may be more reflective of the security’s value than an earlier price from the primary market or exchange. Accordingly, the Fund may seek to use these additional sources of pricing data or information when prices from the primary market or exchange are unavailable, or are earlier and less representative of current market value. Certain debt securities may be priced through pricing services that may utilize a matrix pricing system which takes into consideration factors such as yields, prices, maturities, call features, and ratings on comparable securities or according to prices quoted by a securities deal-

er that offers pricing services. Open end investment companies are valued at their net asset value (“NAV”). Foreign securities markets may be open on days when the U.S. markets are closed. For this reason, the value of any foreign securities owned by the Fund could change on a day when shareholders cannot buy or sell shares of the Fund. Although the Fund’s Board of Trustees (the “Board”) may choose to determine fair value in good faith for any or all fund investments by carrying out the required functions itself, the Board currently has chosen to designate the performance of fair value determinations to a valuation designee, the Investment Manager, subject to the Board’s oversight, with respect to securities for which market quotations are not readily available or reliable and other assets, called “fair value pricing.” Due to the inherent uncertainty of valuation, fair value pricing values may differ from the values that would have been used had a readily available and reliable market quotation for the securities existed. These differences in valuation could be material. A security’s valuation may differ depending on the method used for determining value. The use of fair value pricing may cause the NAV of its shares to differ from the NAV that would be calculated using market prices. A fair value price is an estimate and there is no assurance that such price will be at or close to the price at which a security is next quoted or traded.

Cash – Cash may include deposits allocated among banks insured by the Federal Deposit Insurance Corporation (“FDIC”) in amounts up to the insurance coverage maximum amount of \$250,000. Cash may also include uninvested cash balances held by the Fund’s custodian.

Foreign Currency Translation – Securities denominated in foreign currencies are translated into U.S. dollars at prevailing exchange rates. Realized gain or loss on sales of such investments in local currency terms is reported separately from gain or loss attributable to a change in foreign exchange rates for those investments.

Investments in Other Investment Companies – The Fund may invest in shares of other investment companies such as closed end funds, exchange traded funds, and mutual funds (each, an “Acquired Fund”) in accordance with the Company Act and related rules. Shareholders in the Fund bear the pro rata portion of the fees and expenses of an Acquired Fund in addition to the Fund’s expenses. Expenses incurred by the Fund that are disclosed in the Statement of Operations do not include fees and expenses incurred by an Acquired Fund. The fees and expenses of an Acquired Fund are reflected in such Acquired Fund’s total return.

Investments in Real Estate Investment Trusts (“REITs”) – Dividend income is recorded based on the income included in distributions received from each REIT using published reclassifications, including some management estimates when actual amounts are not available. Distributions received in excess of this estimated amount are recorded as a reduction of the cost of investments or reclassified to capital gains. The actual amounts of income, return of capital, and capital gains are determined by each REIT only after its fiscal year end, and may differ from the estimated amounts.

Investment Transactions – Investment transactions are accounted for on the trade date (the date the order to buy or sell is executed). Realized gains or losses are determined by specifically identifying the cost basis of the investment sold.

Investment Income – Dividend income is recorded on the ex-dividend date or, in the case of certain foreign securities and private company securities, as soon as practicable after the Fund is notified. Interest income is recorded on the accrual basis. Amortization of premium and accretion of discount on corporate bonds and notes are included in interest income. Taxes withheld on foreign dividends have been provided for in accordance with the Fund’s understanding of the applicable country’s tax rules and rates.

Expenses – Expenses deemed to have been incurred solely by the Fund are normally charged to the Fund in the entirety. Expenses deemed to have been incurred by the Fund and one or more of the other investment companies for which the Investment Manager or its affiliates serve as investment manager, or other related entities, are generally allocated based on the most practicable method deemed equitable at the time the expense is incurred, including, without limitation, on the basis of relative assets under management.

Distributions to Shareholders – Distributions to shareholders are determined in accordance with the Fund’s distribution policies and income tax regulations and are recorded on the ex-dividend date.

Income Taxes – No provision has been made for U.S. income taxes because the Fund’s current intention is to continue to qualify as a regulated investment company under the Internal Revenue Code of 1986, as amended (the “IRC”), and to distribute to its shareholders substantially all of its taxable income and net realized gains. The Fund recognizes the tax benefits of uncertain tax posi-

tions only where the position is “more likely than not” to be sustained assuming examination by tax authorities. The Fund has reviewed its tax positions and has concluded that no liability for unrecognized tax benefits should be recorded related to uncertain tax positions taken on federal, state, and local income tax returns for open tax years (2018-2020) or expected to be taken in the Fund’s 2021 tax returns.

The Fund may be subject to foreign taxation related to certain securities held by the Fund, income received, capital gains on the sale of securities, and currency transactions. Foreign taxes, if any, are recorded in accordance with the Fund’s understanding of the applicable country’s tax rules and rates. When a capital gain tax is determined to apply, the Fund records an estimated deferred tax liability in an amount that would be payable if the securities were disposed of on the valuation date.

2. FEES AND TRANSACTIONS WITH RELATED PARTIES The Fund has retained the Investment Manager pursuant to an investment management agreement. Under the terms of the investment management agreement, the Investment Manager receives a fee payable monthly for investment advisory services at an annual rate of 0.95% of the Fund’s Managed Assets. “Managed Assets” means the average weekly value of the Fund’s total assets minus the sum of the Fund’s liabilities, which liabilities exclude debt relating to leverage, short term debt, and the aggregate liquidation preference of any outstanding preferred stock.

Pursuant to the investment management agreement, the Fund reimburses the Investment Manager for providing at cost certain administrative services comprised of compliance and accounting services. For the year ended December 31, 2021, the Fund’s reimbursements of such costs were \$254,000, of which \$148,350 and \$105,650 was for compliance and accounting services, respectively. Certain officers and trustees of the Fund are officers and managers of the Investment Manager. As of December 31, 2021, Bexil Securities LLC (“Bexil Securities”), an affiliate of the Investment Manager, and the Investment Manager, collectively, owned approximately 10.3% of the Fund’s outstanding shares, pursuant to the Fund’s governing documents that permit ownership of more than 4.99% of the Fund’s outstanding shares only with the prior approval of the Board. Bexil Securities and the Investment Manager, collectively, acquired 67,933 shares of the Fund during the year ended December 31, 2021 and 83,424 shares of the Fund during the year ended December 31, 2020, through the Fund’s Dividend Reinvestment Plan.

Each Fund trustee who is not an employee of the Investment Manager or its affiliates is compensated by the Fund. These trustees receive fees for service as a trustee from the Fund and the other funds of which they are a director and for which the Investment Manager or its affiliates serve as investment manager. In addition, trustee out-of-pocket expenses are allocated to such funds which the Investment Manager or its affiliates serve as investment manager based on the most practicable method deemed equitable at the time the expense is incurred, including, without limitation, on the basis of relative assets under management. Expenses deemed to have been incurred solely by the Fund are normally charged to the Fund in the entirety.

During 2021 the Fund leased record storage through an affiliate at a cost of approximately \$2,140 to the Fund.

3. DISTRIBUTIONS TO SHAREHOLDERS AND DISTRIBUTABLE EARNINGS The tax character of distributions paid by the Fund for the years ended December 31, 2021 and 2020 are comprised of the following:

Tax characteristics of distributions:	2021	2020
Ordinary income	\$ 3,651,596	\$ 335,397
Capital gains	12,333,851	6,451,817
Return of capital	667,825	5,701,511
Total distribution	\$ 16,653,272	\$ 12,488,725

As of December 31, 2021, the component of distributable earnings on a tax basis was as follows:

Unrealized appreciation	\$ 101,593,352
-------------------------	----------------

The difference between book and tax unrealized depreciation is primarily related to partnership income.

Federal income tax regulations permit post-October net capital losses, if any, to be deferred and recognized on the tax return of the next succeeding taxable year.

GAAP requires certain components related to permanent differences of net assets to be classified differently for financial reporting than for tax reporting purposes. These differences have no effect on net assets or NAV per share. These differences, which may result in distribution reclassifications, are primarily due to dif-

ferences in partnership income, recharacterization of capital gain income, and timing of distributions. As of December 31, 2021, the Fund recorded the following financial reporting reclassifications to the net asset accounts to reflect those differences:

Distributable Earnings	Paid in Capital
\$124	\$(124)

4. VALUE MEASUREMENTS GAAP establishes a hierarchy that prioritizes inputs to valuation methods. The three levels of inputs are:

- Level 1 - unadjusted quoted prices in active markets for identical assets or liabilities including securities actively traded on a securities exchange.
- Level 2 - observable inputs other than quoted prices included in level 1 that are observable for the asset or liability which may include quoted prices for similar instruments, interest rates, prepayment speeds, credit risk, yield curves, default rates, and similar data.
- Level 3 - unobservable inputs for the asset or liability including the Fund's own assumptions about the assumptions a market participant would use in valuing the asset or liability.

The availability of observable inputs can vary from security to security and is affected by a wide variety of factors including, for example, the type of security, whether the security is new and not yet established in the marketplace, the liquidity of markets, and other characteristics particular to the security. To the extent that valuation is based on models or inputs that are less observable or unobservable in the market, the determination of fair value requires more judgment. Accordingly, the degree of judgment exercised in determining fair value is greatest for investments categorized in level 3. The inputs used to measure fair value may fall into different levels of the fair value hierarchy. In such cases, the level in the fair value hierarchy within which the fair value measurement falls in its entirety is determined based on the lowest level input that is significant to the fair value measurement in its entirety. The inputs or methodology used for valuing investments are not necessarily an indication of the risk associated with investing in those securities.

The following is a description of the valuation techniques applied to the Fund's major categories of assets and liabilities measured at fair value on a recurring basis:

Equity Securities (Common and Preferred Stock) – Most publicly traded equity securities are valued normally at the most recent official closing price, last sale price, evaluated quote, or closing bid price. To the extent these securities are actively traded and valuation adjustments are not applied, they may be categorized in level 1 of the fair value hierarchy. Equities on inactive markets or valued by reference to similar instruments may be categorized in level 2.

Corporate Bonds and Notes – The fair value of corporate bonds and notes is normally estimated using various techniques which may consider, among other things, recently executed transactions in securities of the issuer or comparable issuers, market price quotations (where observable), bond spreads, and fundamental data relating to the issuer. Although many corporate bonds and notes may be categorized in level 2 of the fair value hierarchy, in instances where lower relative weight is placed on transaction prices, quotations, or similar observable inputs, they may be categorized in level 3.

The following is a summary of the inputs used as of December 31, 2021 in valuing the Fund's assets. Refer to the Schedule of Portfolio Investments for detailed information on specific investments.

ASSETS	Level 1	Level 2	Level 3	Total
Investments, at value				
Common stocks	\$ 305,424,878	\$ -	\$ -	\$ 305,424,878
Corporate bonds and notes	-	271,553	-	271,553
Master limited partnerships	878,400	-	-	878,400
Preferred stocks	254,450	-	-	254,450
Total Investments, at value	\$ 306,557,728	\$ 271,553	\$ -	\$ 306,829,281

The following is a reconciliation of level 3 assets:

	Reorganization interests
Balance at December 31, 2020	\$ 0
Liquidation distribution	2,750
Realized gain	(2,750)
Change in unrealized depreciation	-
Balance at December 31, 2021	\$ -
Net change in unrealized appreciation attributable to assets still held as level 3 at December 31, 2021	\$ -

There were no level 3 securities held as of December 31, 2021.

5. INVESTMENT TRANSACTIONS Purchases and proceeds from sales or maturities of investment securities, excluding short term investments, were \$120,378,702 and \$93,258,425, respectively, for the year ended December 31, 2021. As of December 31, 2021, for federal income tax purposes, the aggregate

cost of securities was \$205,235,929 and net unrealized appreciation was \$101,593,352, comprised of gross unrealized appreciation of \$104,892,091 and gross unrealized depreciation of \$3,298,739.

6. CREDIT AGREEMENT The Fund entered into a revolving credit agreement and other related agreements (collectively, as amended, supplemented or otherwise modified from time to time, the "Credit Agreement") with The Huntington National Bank ("HNB"), the Fund's custodian, under which HNB may make loans to the Fund in such amounts as the Fund may from time to time request. The maximum loan amount under the Credit Agreement is the lesser of: (i) \$55,000,000 or (ii) 30% of the Fund's daily market value, which market value may be decreased by the exclusion of certain Fund assets or asset classes, as HNB may decide from time to time in its sole discretion. The Fund pledges its securities and other assets as collateral to secure its obligations under the Credit Agreement and retains the risks and rewards of the ownership of such securities and other assets pledged.

Borrowings under the Credit Agreement bear an interest rate per annum to be applied to the principal balance outstanding, from time to time, equal to the London Interbank Offered Rate (LIBOR) plus 1.20%. An unused fee is charged equal to 0.125% per annum of the daily excess of the maximum loan amount over the outstanding principal balance of the loan. The Fund was charged origination fees and expenses of \$70,624 upon the annual renewal of the Credit Agreement and such cost is amortized ratably through June 15, 2022, the maturity date of the Credit Agreement.

The outstanding loan balance under the Credit Agreement was \$50,531,300 as of December 31, 2021. The weighted average interest rate and average daily amount outstanding under the Credit Agreement for the year ended December 31, 2021 were 1.71% and \$16,389,632, respectively. The maximum amount outstanding during the year ended December 31, 2021 was \$50,611,300.

7. SHARE TRANSACTIONS The Fund is authorized to issue an unlimited amount of \$0.01 par value shares of beneficial interest. As of December 31, 2021, there were 12,656,634 shares outstanding. Share transactions for the following periods were:

Year Ended December 31, 2021		
Shares issued in:	Shares	Amount
Reinvestment of distributions	91,677	\$ 1,273,406
Year Ended December 31, 2020		
Shares issued in:	Shares	Amount
Reinvestment of distributions	115,343	\$ 1,138,790

8. SHARE REPURCHASE PROGRAM In accordance with Section 23(c) of the Company Act, the Fund may from time to time repurchase its shares in the open market at the discretion of and upon such terms as determined by the Board. The Fund did not repurchase any of its shares during the years ended December 31, 2021 and 2020.

9. COMMITMENTS AND CONTINGENCIES To the maximum extent permitted by the Delaware Statutory Trust Act, as amended from time to time, and to the extent applicable, the Company Act, the Fund indemnifies its officers, trustees, and employees from certain liabilities that might arise from the performance of their duties for the Fund and, without requiring a preliminary determination of the ultimate entitlement to indemnification,

may pay or reimburse reasonable expenses of the foregoing in advance of final disposition of a proceeding, in accordance with the terms of its governing documents and agreements. Additionally, in the normal course of business, the Fund enters into contracts that contain a variety of representations and warranties and which may provide general indemnifications and/or limitations of liability with respect to, among others, the Investment Manager in accordance with the Fund's investment management agreement.

Following the September 2020 announcement of the Fund's shares delisting from the New York Stock Exchange ("NYSE"), a plaintiff's law firm advertised for clients interested in challenging the NYSE delisting. While this law firm has subsequently been in contact with the Fund, there has been no related legal proceeding of any kind to which the Fund was a party or regarding which any of its property was the subject during the reporting period. Although the Fund believes that the position expressed by the plaintiff's law firm is entirely without merit, the Fund has and is likely to continue to incur costs in connection with this matter. Costs incurred during the reporting period resulting from this matter are recorded in the Fund's Statement of Operations. The Fund's accrual of its reasonably estimated potential costs as of the end of the reporting period in the amount of \$365,512 is reflected in its Statement of Assets and Liabilities.

The foregoing is not an exhaustive list of the Fund's indemnification and other contingent obligations and is subject to the Fund's governing documents, contracts, and other arrangements. The Fund maintains directors and officers/errors and omissions liability insurance which may limit the Fund's exposure and may enable it to recover a portion of any future amounts paid in accordance with, and subject to the limits of, the policy. Notwithstanding the foregoing, the potential future payments the Fund could be required to make with respect to its indemnification and other contingent obligations is unlimited.

10. RISKS AND UNCERTAINTIES

Share Trading Risk - Effective October 9, 2020, the Fund's shares delisted from the NYSE and began trading on the OTC Market. Potential principal risk factors associated with investment in the Fund arising from such action may include, but are not limited to: reduced trading volume and liquidity, greater trading spreads, increased market discount to NAV of the Fund's shares, and the elimination of the governance, shareholder meeting and reporting requirements of the NYSE.

Market Risks - An investment in the Fund is subject to market risk, including the possible loss of the entire principal amount. An investment in Fund shares represents an indirect investment in the securities owned by the Fund. The value of these securities, like other market investments, may move up or down, sometimes rapidly and unpredictably, and these fluctuations are likely to have a greater impact on the value of the shares during periods in which the Fund utilizes leverage.

Leverage Risk - The Fund from time to time may borrow under its Credit Agreement to increase the assets in its investment portfolio over its net assets, a practice called leverage. Leverage borrowing creates an opportunity for increased return but, at the same time, involves special risk considerations. Leverage increases the likelihood of greater volatility of the NAV and market price of the Fund's shares. If the return that the Fund earns on the additional securities purchased fails to cover the interest and fees incurred on the monies borrowed, the NAV of the Fund (and the return of the Fund) would be lower than if borrowing had not been incurred. In addition, when the Fund borrows at a variable interest rate, there is a risk that fluctuations in the interest rate may adversely affect the return to the Fund's shareholders. Interest payments and fees incurred in connection with such borrowings will reduce the amount of net income available for distribution to shareholders. There is no assurance that a borrowing strategy will be successful during any period in which it is employed. Borrowing on a secured basis results in certain additional risks. Should securities that are pledged as collateral to secure its obligations under the Credit Agreement decline in value, the Fund may be required to pledge additional assets in the form of cash or securities to the lender to avoid liquidation of the pledged assets. In the event of a steep drop in the value of pledged securities, it might not be possible to liquidate assets quickly enough and this could result in mandatory liquidation of the pledged assets in a declining market at relatively low prices. Furthermore, the Investment Manager's ability to sell the pledged securities is limited by the terms of the Credit Agreement, which may reduce the Fund's investment flexibility over the pledged securities. Because the fee paid to the Investment Manager is calculated on the basis of the average weekly value of the Fund's total assets minus the sum of the Fund's liabilities, which liabilities exclude debt relating to leverage, short term debt and the aggregate liquidation preference of any outstanding preferred stock, the dollar amount of the management fee paid by the Fund to the Investment Manager will be higher (and the Investment Manager will benefit to that extent) when leverage is utilized.

Foreign Securities Risk - Investments in the securities of foreign issuers involve special risks which include changes in foreign exchange rates and the possibility of future adverse political, tax, and economic developments which could adversely affect the value of such securities. Moreover, securities of foreign issuers and securities traded in foreign markets may be less liquid and their prices more volatile than those of U.S. issuers and markets. In addition, in certain foreign countries, there is the possibility of expropriation or confiscatory taxation, political, or social instability, or diplomatic developments that could affect U.S. investments in the securities of issuers domiciled in those countries.

For example, the UK formally exited from the EU on January 31, 2020 (known as "Brexit"). Although the UK and EU have made a trade agreement that was entered into force on May 1, 2021, certain post-EU arrangements were outside the scope of the negotiating mandate and remain unresolved and subject to further negotiation and agreement. There is significant market uncertainty regarding Brexit's ramifications, and the range of possible political, regulatory, economic and market outcomes are difficult to predict. The uncertainty surrounding the UK's economy, and its legal, political, and economic relationship with the remaining member states of the EU, may continue to be a source of instability and cause considerable disruption in securities markets, including increased volatility and illiquidity, as well as currency fluctuations in the British pound's exchange rate against the U.S. dollar.

Sector Risk - To the extent the Fund focuses its investments, from time to time, in a particular sector, the Fund will be subject to a greater degree to the risks specific to that sector. Market conditions, interest rates, and economic, regulatory, or financial developments could significantly affect a single sector to a greater extent than if the Fund's investments were diversified across different sectors.

Cybersecurity Risk - With the increased use of technologies such as the Internet to conduct business, the Fund is susceptible to operational, information security, and related risks. Cyber incidents affecting the Fund or its service providers may cause disruptions and impact business operations, potentially resulting in financial losses, interference with the Fund's ability to calculate its NAV, impediments to trading, the inability of shareholders to transact business, violations of applicable privacy and other laws, regulatory fines, penalties, reputational damage, reimbursement or other compensation costs, or additional related costs.

Coronavirus (COVID-19) Pandemic - During the first quarter of 2020, the World Health Organization declared COVID-19 to be a public health emergency. The COVID-19 pandemic has led to increased short-term market volatility and may have adverse long-term effects on U.S. and world economies and markets in general. The COVID-19 pandemic may adversely impact the Fund's ability to achieve its investment objectives. Because of the uncertainties on valuation, the global economy and business operations, values reflected in these financial statements may materially differ from the value received upon actual sales of those investments. The extent of the impact on the performance

of the Fund and its investments will depend on future developments, including, but not limited to, the duration and spread of the COVID-19 pandemic, related restrictions and advisories, and the effects on the financial markets and economy overall, all of which are highly uncertain and cannot be predicted.

11. OTHER INFORMATION The Fund may at times raise cash for investment by issuing shares through one or more offerings, including rights offerings. Proceeds from any such offerings will be invested in accordance with the investment objectives and policies of the Fund.

	Year Ended December 31,				
	2021	2020	2019	2018	2017
Per Share Operating Performance ⁽¹⁾					
Net asset value, beginning of period	\$16.16	\$16.25	\$12.82	\$16.78	\$14.18
Income from investment operations:					
Net investment income	0.14	0.04	0.16	0.20	0.16
Net realized and unrealized gain (loss) on investments	5.31	0.90	4.09	(2.93)	3.05
Total income (loss) from investment operations	5.45	0.94	4.25	(2.73)	3.21
Less distributions:					
Net investment income	(0.29)	(0.03)	(0.21)	(0.11)	(0.39)
Capital gains	(0.98)	(0.52)	-	(0.47)	(0.09)
Return of capital	(0.05)	(0.45)	(0.59)	(0.12)	(0.12)
Total distributions	(1.32)	(1.00)	(0.80)	(0.70)	(0.60)
Fund share transactions					
Effect of reinvestment of distributions	(0.04)	(0.03)	(0.02)	(0.01)	(0.01)
Decrease in net asset value from rights offering	-	-	-	(0.52)	-
Total Fund share transactions	(0.04)	(0.03)	(0.02)	(0.53)	(0.01)
Net asset value, end of period	<u>\$20.25</u>	<u>\$16.16</u>	<u>\$16.25</u>	<u>\$12.82</u>	<u>\$16.78</u>
Market value, end of period	<u>\$14.56</u>	<u>\$11.25</u>	<u>\$13.46</u>	<u>\$9.53</u>	<u>\$13.43</u>
Total Return ⁽²⁾					
Based on net asset value	37.52%	10.26%	35.50%	(18.75)%	24.09%
Based on market price	42.04%	(7.33)%	50.99%	(24.54)%	18.84%
Ratios/Supplemental Data ⁽³⁾					
Net assets, end of period (000s omitted)	\$256,344	\$203,046	\$202,347	\$158,852	\$179,401
Ratios to average net assets of:					
Total expenses ^{(4) (5)}	1.79%	2.26%	1.91%	1.63%	1.77%
Net expenses ⁽⁶⁾	1.79%	2.26%	1.91%	1.63%	1.77%
Net investment income	0.71%	0.29%	1.07%	1.28%	1.04%
Portfolio turnover rate	37%	28%	42%	59%	40%
Leverage analysis, end of period:					
Outstanding loan balance (000s omitted)	\$ 50,531	\$ 9,401	\$ 36,687	\$ 26,728	\$ 35,000
Asset coverage per \$1,000 ⁽⁷⁾	\$ 6,073	\$ 22,597	\$ 6,515	\$ 6,943	\$ 6,126
Average commission rate paid	\$ 0.0115	\$ 0.0200	\$ 0.0163	\$ 0.0215	\$ 0.0174

(1) The per share amounts were calculated using the average number of shares outstanding during the period.

(2) Total return on a market value basis is calculated assuming a purchase of shares on the opening of the first day and a sale on the closing of the last day of each period reported. Dividends and distributions, if any, are assumed for purposes of this calculation to be reinvested at prices obtained under the Fund's Dividend Reinvestment Plan. Generally, total return on a net asset value basis will be higher than total return on a market value basis in periods where there is an increase in the discount or a decrease in the premium of the market value to the net asset value from the beginning to the end of such periods. Conversely, total return on a net asset value basis will be lower than total return on a market value basis in periods where there is a decrease in the discount or an increase in the premium of the market value to the net asset value from the beginning to the end of such periods. The calculation does not reflect brokerage commissions, if any.

(3) Expenses and income ratios do not include expenses incurred by the Acquired Funds in which the Fund invests.

(4) "Total expenses" are the expenses of the Fund as presented in the Statement of Operations before fee waivers and expense reductions.

(5) The ratio of net expenses excluding interest expense and fees incurred from the use of leverage to average net assets was 1.63%, 2.00%, 1.47%, 1.34%, and 1.44%, for the years ended December 31, 2021, 2020, 2019, 2018, and 2017, respectively.

(6) "Net expenses" are the expenses of the Fund presented in the Statement of Operations after expense reductions.

(7) Represents the value of total assets less liabilities not represented by senior securities representing indebtedness divided by the total number of senior indebtedness units, where one unit equals \$1,000 of senior indebtedness. For purposes of this calculation, the Credit Agreement is considered a senior security representing indebtedness.

See notes to financial statements.

To the Shareholders and Board of Trustees of
Dividend and Income Fund
New York, New York

Opinion on the Financial Statements

We have audited the accompanying statement of assets and liabilities of Dividend and Income Fund (the “Fund”), including the schedule of investments, as of December 31, 2021, the related statement of operations and cash flows for the year then ended, the statements of changes in net assets for each of the two years in the period then ended, and financial highlights for each of the five years in the period then ended, and the related notes (collectively referred to as the “financial statements”). In our opinion, the financial statements present fairly, in all material respects, the financial position of the Fund as of December 31, 2021, the results of its operations and cash flows for the year then ended, the changes in its net assets for each of the two years in the period then ended, and the financial highlights for each of the five years in the period then ended, in conformity with accounting principles generally accepted in the United States of America.

Basis for Opinion

These financial statements are the responsibility of the Fund’s management. Our responsibility is to express an opinion on the Fund’s financial statements based on our audits. We are a public accounting firm registered with the Public Company Accounting Oversight Board (United States) (“PCAOB”) and are required to be independent with respect to the Fund in accordance with the U.S. federal securities laws and the applicable rules and regulations of the Securities and Exchange Commission and the PCAOB. We have served as the Fund’s auditor since 2011.

We conducted our audits in accordance with the standards of the PCAOB. Those standards require that we plan and perform the audit to obtain reasonable assurance about whether the financial statements are free of material misstatement, whether due to error or fraud. The Fund is not required to have, nor were we engaged to perform, an audit of its internal control over financial reporting. As part of our audits we are required to obtain an understanding of internal control over financial reporting, but not for the purpose of expressing an opinion on the effectiveness of the Fund’s internal control over financial reporting. Accordingly, we express no such opinion.

Our audits included performing procedures to assess the risks of material misstatement of the financial statements, whether due to error or fraud, and performing procedures that respond to those risks. Such procedures included examining, on a test basis, evidence regarding the amounts and disclosures in the financial statements. Our audits also included evaluating the accounting principles used and significant estimates made by management, as well as evaluating the overall presentation of the financial statements. Our procedures included confirmation of securities owned as of December 31, 2021 by correspondence with the custodian. We believe that our audits provide a reasonable basis for our opinion.

TAIT, WELLER & BAKER LLP
Philadelphia, Pennsylvania
February 22, 2022

The following table sets forth certain information concerning the trustees currently serving on the Board of Trustees of the Fund. The trustees of each class shall serve for terms of three years, or until their successors are elected and qualify.

INDEPENDENT TRUSTEES ⁽¹⁾					
Name, Address ⁽²⁾ , and Date of Birth	Position(s) Held with the Fund	Trustee Since	Principal Occupation(s) For the Past Five Years	Number of Portfolios in Fund Complex Overseen by Trustee ⁽³⁾	Other Directorships Held by Trustee During the Past Five Years ⁽⁴⁾
ROGER ATKINSON January 25, 1961	Class I Trustee	2018	Since 2007, Mr. Atkinson has served as a manager with Cell-Mark Inc., a pulp and paper trading company. His responsibilities include directing trading activity, acquisitions, and risk management.	4	None
PETER K. WERNER August 16, 1959	Class II Trustee	2011	Since 1996, Mr. Werner has taught, directed, and coached many programs at The Governor's Academy of Byfield, MA. Currently, he teaches economics and history at the Governor's Academy. Previously, he held the position of Vice President in the Fixed Income Departments of Lehman Brothers and First Boston. His responsibilities included trading sovereign debt instruments, currency arbitrage, syndication, medium term note trading, and money market trading.	4	None
JON TOMASSON September 20, 1958	Class III Trustee	2017	Mr. Tomasson serves as Chief Executive Officer of Vinland Capital Investments, LLC (since 2002), a real estate investment company that he founded, and Chief Investment Officer of NRE Capital Partners LLC (since 2019), a private real estate lending company. Prior to starting Vinland, Mr. Tomasson was a principal with Cardinal Capital Partners, a leading investor in single-tenant net-leased property, and served as a Vice President at Citigroup in the Global Real Estate Equity and Structured Finance group, part of the Real Estate Investment Bank, with both transactional and various management responsibilities.	4	None
INTERESTED TRUSTEE					
THOMAS B. WINMILL ⁽⁵⁾⁽⁶⁾ PO Box 4, Walpole, NH 03608 June 25, 1959	Class II Trustee; Chairman, President, Chief Executive Officer, Chief Legal Officer	2011	Mr. Winmill is President, Chief Executive Officer, Chairman, Chief Legal Officer, and a Trustee or Director of the Fund, Foxby Corp., and Midas Series Trust. He is a Director or Manager, President, Chief Executive Officer, and Chief Legal Officer of the Investment Manager and Midas Management Corporation, registered investment advisers (collectively, the "Advisers"), Bexil Securities LLC ⁽⁷⁾ and Midas Securities Group, Inc., registered broker-dealers (collectively, the "Broker-Dealers"), Bexil Corporation, a holding company ("Bexil"), and Winmill & Co. Incorporated, a holding company ("Winco"). He is a Director of Global Self Storage, Inc., a self storage REIT ("SELF"), and Bexil American Mortgage Inc. He is Chairman of the Investment Policy Committee of each of the Advisers (the "IPCs"), and he is a portfolio manager of the Fund, Foxby Corp., Midas Fund, and Midas Magic. He is a member of the New York State Bar and the SEC Rules Committee of the Investment Company Institute.	4	Global Self Storage, Inc.
<p>(1) Refers to trustees who are not "interested persons" of the Fund as defined under the Company Act. (2) Unless otherwise noted, the address of record of the trustees is 3814 Route 44, Millbrook, NY 12545. (3) The "Fund Complex" is comprised of the Fund, Foxby Corp., and Midas Series Trust (with two series) which are managed by the Investment Manager or its affiliates. (4) Refers to directorships and trusteehips held by a trustee during the past five years in any company with a class of securities registered pursuant to Section 12 of the Securities Exchange Act of 1934 or any company registered as an investment company under the Company Act, excluding those within the Fund Complex. (5) Thomas B. Winmill is an "interested person" (as defined in the Act) of the Fund due to his affiliation with the Investment Manager. (6) Thomas B. Winmill and Mark C. Winmill are brothers. (7) Bexil Securities LLC filed a Form BDW for full withdrawal of its broker-dealer registration on January 3, 2022.</p> <p>Messrs. Atkinson, Tomasson, and Werner also serve on the Audit, Governance, and Nominating Committees of the Board. Mr. Winmill also serves on the Executive Committee of the Board. Each of the trustees serves on the Continuing Trustees Committee of the Board.</p>					

The executive officers, other than those who serve as trustees, and their relevant biographical information are set forth below.

EXECUTIVE OFFICERS			
Name, Address ⁽¹⁾ , and Date of Birth	Position(s) Held with the Fund	Officer Since ⁽²⁾	Principal Occupation(s) for the Past Five Years
Russell Kamerman, Esq. July 8, 1982	Chief Compliance Officer, Secretary, and General Counsel	2014	Chief Compliance Officer (since 2014), Secretary (since 2017), and General Counsel (since 2017) of the other investment companies in the Fund Complex, the Advisers, the Broker-Dealers, and Bexil. He is Assistant Chief Compliance Officer, Assistant Secretary, and Assistant General Counsel of SELF and Tuxis Corporation, a real estate company ("Tuxis"). He is Assistant Chief Compliance Officer, Assistant Secretary, and General Counsel of Winco. From December 2014 to June 2017, Mr. Kamerman served as Anti-Money Laundering Officer of the other investment companies in the Fund Complex, the Advisers, Bexil, SELF, Winco and Tuxis. He is a member of the New York State Bar and the Chief Compliance Officer Committee and the Advertising Compliance Advisory Committee of the Investment Company Institute.
Heidi Keating March 28, 1959	Vice President	Fund: 2012 Predecessor Fund: 2011	Vice President of the other investment companies in the Fund Complex, the Advisers, the Broker-Dealers, Bexil, SELF, Tuxis, and Winco. She is a member of the IPCs.
Donald Klimoski II, Esq. September 24, 1980	Assistant Secretary, Assistant General Counsel, and Assistant Chief Compliance Officer	2017	Assistant Secretary, Assistant General Counsel, and Assistant Chief Compliance Officer of the other investment companies in the Fund Complex, the Advisers, the Broker-Dealers, and Bexil. He is Chief Compliance Officer, Secretary, and General Counsel of SELF and Tuxis. He is Chief Compliance Officer, Secretary, and Assistant General Counsel of Winco. He is a member of the New York, New Jersey and Patent Bars and the Compliance Advisory Committee of the Investment Company Institute. Previously, he served as Associate General Counsel of Commvault Systems, Inc. Prior to that, he was an associate at Sullivan & Cromwell LLP, where his practice focused on mergers and acquisitions, securities law, corporate governance, intellectual property and related matters.
Thomas O'Malley July 22, 1958	Chief Accounting Officer, Chief Financial Officer, Treasurer, and Vice President	Fund: 2012 Predecessor Fund: 2011	Chief Accounting Officer, Chief Financial Officer, Vice President, and Treasurer of the other investment companies in the Fund Complex, the Advisers, the Broker-Dealers, Bexil, SELF, Tuxis, and Winco. He is a certified public accountant.
Mark C. Winmill ⁽³⁾ November 26, 1957	Vice President	2012	Vice President of the other investment companies in the Fund Complex and Midas Management Corporation. He is a member of the IPCs. He is President, Chief Executive Officer, Chairman, and a Director of SELF and Tuxis. He is Executive Vice President and a Director of Winco, and a principal of the Broker-Dealers.

(1) Unless otherwise noted, the address of record of the officers is 3814 Route 44, Millbrook, NY 12545. (2) Officers hold their positions with the Fund until a successor has been duly elected and qualifies. Officers are generally elected annually. The officers were last elected on December 8, 2021. (3) Thomas B. Winmill and Mark C. Winmill are brothers.

Investment Objectives and Policies

The Fund's primary investment objective is to seek high current income. Capital appreciation is a secondary objective. The investment objectives of the Fund are fundamental policies that may not be changed without a vote of a majority of the Fund's outstanding voting securities. The Fund is also subject to certain investment policies and restrictions that are fundamental and cannot be changed without such vote. A majority of the outstanding voting securities of the Fund is defined under the Company Act as the lesser of: (i) 67% or more of the Fund's shares present at a meeting if more than 50% of the outstanding shares of the Fund are present or represented by proxy; or (ii) more than 50% of the outstanding shares of the Fund. All other investment strategies, policies, and restrictions described are not fundamental and may be changed by the Board without shareholder approval except as required by law.

Limitations on Ownership

Article II of the Fund's Amended and Restated Agreement and Declaration of Trust (the "Declaration") currently limits the ability of persons to own more than 4.99% of the Fund's outstanding shares without the Board's prior approval ("4.99% Share Limitations"). The 4.99% Share Limitations may assist the Board to better defend against takeover activities, such as to defend against arbitrageurs attempting to make a short term profit in Fund shares while trading at a discount to NAV potentially at the expense of long term investors. The 4.99% Share Limitations also are intended to have the effect of impeding or discouraging a merger, tender offer, or proxy contest.

The Declaration generally restricts any person from attempting to purchase or otherwise acquire (an "Acquisition"), without the Trustees' prior approval, any direct or indirect interest in the Fund's shares (or, if issued in the future, options, warrants, or other rights to acquire Fund shares or securities convertible or exchangeable into them), if the Acquisition would either (1) cause such person to become either an owner (within the meaning of Section 382 of the IRC) or a beneficial owner (within the meaning of Section 13 of the Securities Exchange Act of 1934, and the rules and regulations promulgated thereunder and exemptions granted therefrom, both as amended from time to time (the "Exchange Act")) of greater than 4.99% of the Shares, (a "Five Percent Shareholder") or (2) increase the percentage of Shares owned by a Five Percent Shareholder. Rule 13d-3 under the Exchange Act provides that "[f]or the purposes of sections 13(d) and 13(g) of the [Exchange] Act, a beneficial owner of a security includes any person who, directly or indirectly, through any contract, arrangement, understanding, relationship, or otherwise has or shares: (1) Voting power which includes the power to vote, or to direct the voting of, such security; and/or, (2) Investment power which includes the power to dispose, or to direct the disposition of, such security."

The Declaration provides that any Acquisition attempted to be made in violation of the 4.99% Share Limitations will be null and void ab initio to the fullest extent permitted by law and contains detailed terms that seek to achieve that result. The Declaration also provides that any person who knowingly violates the 4.99% Share Limitations, or any persons in the same control group with such a person, shall

be liable to the Fund for, and shall indemnify and hold it harmless against, any and all damages suffered as a result of the violation, including damages resulting from a reduction in or elimination of the Fund's ability to use its current or potential capital loss carryovers under Section 1212 of the IRC from previous taxable years and unrealized capital losses in its portfolio and attorneys' and auditors' fees incurred in connection with such violation.

Additional Offerings

Previously, the Fund has issued additional shares of beneficial interest through rights offerings. In the future, subject to market conditions, the Fund may raise additional equity capital from time to time in varying amounts and utilizing various offering methods. While raising additional equity capital by selling new shares may allow the Fund to pursue additional investment opportunities without the need to sell existing portfolio investments, it also entails risks — including NAV and voting dilution, and that the issuance of additional shares of beneficial interest may reduce the premium or increase the discount at which the Fund's shares trade to NAV in the secondary market.

Future offerings, if any, will be described in a registration statement which contains detailed information regarding the offering and should be reviewed carefully before investing. This report is not an offer to sell Fund shares and is not a solicitation of an offer to buy Fund shares in any jurisdiction where the offers or sales are not permitted.

Proxy Voting

The Fund's Proxy Voting Guidelines, which describe the policies and procedures the Fund uses to determine how to vote proxies relating to portfolio securities, as well as its proxy voting record for the most recent 12 months ended June 30, are available without charge, upon request, by calling the Fund toll free at 1-855-411-6432, on the SEC's website at www.sec.gov, and on the Fund's website at www.DividendandIncomeFund.com.

Quarterly Schedule of Portfolio Holdings

The Fund files its complete schedule of portfolio holdings with the SEC for the first and third quarters of each fiscal year of Part F of Form N-PORT. The Fund's Forms N-PORT are available on the SEC's website at www.sec.gov and a link thereto can be found on the Fund's website at www.DividendandIncomeFund.com.

Governing Documents

Certain provisions in the Fund's governing documents could have the effect of, among other things, depriving the owners of shares in the Fund of opportunities to sell their shares at a premium over prevailing market prices by discouraging a third party from seeking to obtain control of the Fund in a proxy fight, tender offer, or similar effort or bringing litigation against the Fund and/or any trustee, officer, employee or affiliate thereof. For more information, please refer to the governing documents of the Fund, which are on file or are expected to be filed with the SEC and available on the Fund's website www.DividendandIncomeFund.com.

2022 Quarterly Distribution Dates

Declaration	Record	Payment
March 1	March 15	March 25
June 1	June 15	June 27
September 1	September 16	September 28
December 1	December 15	December 28

HISTORICAL DISTRIBUTION SUMMARY*

PERIOD	Investment Income	Return of Capital	Capital Gains	Total
2021	\$ 0.29	\$ 0.05	\$ 0.98	\$ 1.32
2020	\$ 0.03	\$ 0.45	\$ 0.52	\$ 1.00
2019	\$ 0.21	\$ 0.59	\$ -	\$ 0.80
2018	\$ 0.11	\$ 0.12	\$ 0.47	\$ 0.70
2017	\$ 0.39	\$ 0.12	\$ 0.09	\$ 0.60
2016	\$ 0.23	\$ 0.77	\$ -	\$ 1.00
2015	\$ 0.26	\$ 1.37	\$ -	\$ 1.63
2014**	\$ 1.63	\$ -	\$ -	\$ 1.63
2013**	\$ 1.16	\$ 0.47	\$ -	\$ 1.63
2012	\$ 0.56	\$ 1.07	\$ -	\$ 1.63
2011	\$ 1.00	\$ 0.76	\$ -	\$ 1.76
2010	\$ 1.40	\$ 0.24	\$ -	\$ 1.64
2009	\$ 1.56	\$ 0.08	\$ -	\$ 1.64
2008	\$ 2.36	\$ 1.08	\$ -	\$ 3.44
2007	\$ 3.36	\$ 1.20	\$ -	\$ 3.56
2006	\$ 3.72	\$ -	\$ -	\$ 3.72
2005	\$ 2.12	\$ 1.88	\$ -	\$ 4.00
2004	\$ 2.16	\$ 1.84	\$ -	\$ 4.00
2003	\$ 2.44	\$ 1.56	\$ -	\$ 4.00
2002	\$ 2.64	\$ 1.84	\$ -	\$ 4.48
2001	\$ 2.60	\$ 2.36	\$ -	\$ 4.96
2000	\$ 3.20	\$ 1.76	\$ -	\$ 4.96
1999	\$ 3.44	\$ 1.40	\$ 0.12	\$ 4.96
From June 29, 1998 to November 30, 1998	\$ 1.64	\$ -	\$ -	\$ 1.64

* The Fund implemented a 1-for-4 reverse stock split with an ex-date of December 10, 2012. Prior period distribution amounts have been restated to reflect the impact of the reverse stock split.

** Includes net capital gains recognized in the year and distributable as ordinary income in accordance with tax regulations.

Distribution Policy

The Fund's quarterly distributions reflect the Fund's current distribution policy to provide shareholders with a relatively stable cash flow per share. There is no guarantee that the Fund's current distribution policy will reduce or eliminate the Fund's market price discount to its NAV per share, if any, and the Fund's trustees have no fiduciary duty to take action, or to consider taking any action, to narrow any such discount. The distribution policy and the distribution amount may be amended, suspended, or terminated at any time without prior notice.

Under U.S. tax rules applicable to the Fund, the amount and character of distributable income for each tax year can be finally determined only as of the end of the Fund's tax year. However, under Section 19 of the Company Act, and related rules, the Fund may be required to indicate to shareholders the source of certain distributions to shareholders. The information provided in those notices does not represent information for tax reporting purposes. Earnings and profits on a tax basis may differ.

Shareholders should not draw any conclusions about the Fund's investment performance from the amount of this distribution or from the terms of the Fund's distribution policy. The Fund is subject to risks that could have an adverse impact on its ability to maintain level distributions. Examples of potential risks include, but are not limited to, economic downturns impacting the markets, equity securities risk, corporate bonds risk, credit risk, interest rate risk, leverage and borrowing risk, and other risks discussed in the Fund's filings with the Securities and Exchange Commission.

Distributions may be paid in part or in full from the Fund's net investment income, realized capital gains, and by returning capital, or a combination thereof. To the extent that the Fund has estimated that it has distributed more than its income and net realized capital gains, a portion of your distribution may be a return of capital. A return of capital may occur, for example, when some or all of the money that you invested in the Fund is paid back to you. A return of capital distribution does not necessarily reflect the Fund's investment performance and should not be confused with "yield" or "income." Additionally, a return of capital is not taxable; rather it reduces a shareholder's tax basis in his or her shares of the Fund, thereby increasing the shareholder's potential gain or reducing its potential loss on the subsequent sale of those shares.

The amounts and sources of distributions reported in the Fund's 19(a) notices are only estimates based on book earnings, are likely to change over time and are not being provided for tax reporting purposes. The actual amounts and sources of the amounts for tax reporting purposes will depend upon the Fund's investment experience during the entirety of its fiscal year and may be subject to changes based on tax regulations.

The Fund intends to send you a Form 1099-DIV for the calendar year that will instruct you how to report these distributions for federal income tax purposes.

Terms and Conditions of the 2021 Amended Dividend Reinvestment Plan

1. Each shareholder (the "Shareholder") holding shares (the "Shares") of Dividend and Income Fund (the "Fund") will automatically be a participant in the Dividend Reinvestment Plan (the "Plan"), unless the Shareholder specifically elects to receive all dividends and capital gains in cash by notice to American Stock Transfer & Trust Company, LLC, 6201 15th Avenue, Brooklyn, New York 11219, 1-800-937-5449, as agent under the Plan (the "Agent"). The Agent will open an account for each Shareholder under the Plan in the same name in which such Shareholder's Shares are registered.

2. Whenever the Fund declares a capital gain distribution or an income dividend payable in Shares or cash, participating Shareholders will take the distribution or dividend entirely in Shares and the Agent will automatically receive the Shares, including fractions, for the Shareholder's account in accordance with the following:

Whenever the Market Price (as defined in Section 3 below) per Share is equal to or exceeds the net asset value ("NAV") per Share at the time Shares are valued for the purpose of determining the number of Shares equivalent to the cash dividend or capital gain distribution (the "Valuation Date"), participants will be issued additional Shares equal to the amount of such dividend divided by the lower of the Fund's NAV per Share or the Fund's Market Price per Share. Whenever the Market Price per Share is less than such NAV on the Valuation Date, participants will be issued additional Shares equal to the amount of such dividend divided by the Market Price. The Valuation Date is the business day before the dividend or distribution payment date. If the Fund should declare a dividend or capital gain distribution payable only in cash, the Agent will, as purchasing agent for the participating Shareholders, buy Shares in the open market or elsewhere, for such Shareholders' accounts after the payment date, except that the Agent will endeavor to terminate purchases in the open market and cause the Fund to issue the remaining Shares if, following the commencement of the purchases, the Market Price of the Shares exceeds the NAV. These remaining Shares will be issued by the Fund at a price equal to the lower of the Fund's NAV per Share or the Market Price.

In a case where the Agent has terminated open market purchases and caused the issuance of remaining Shares by the Fund, the number of Shares received by the participant in respect of the cash dividend or distribution will be based on the weighted average of prices paid for Shares purchased in the open market and the price at which the Fund issues remaining Shares. To the extent that the Agent is unable to terminate purchases in the open market before the Agent has completed its purchases, or remaining Shares cannot be issued by the Fund because the Fund declared a dividend or distribution payable only in cash, and the Market Price exceeds the NAV of the Shares, the average Share purchase price paid by the Agent may exceed the NAV of the Shares, resulting in the acquisition of fewer Shares than if the dividend or capital gain distribution had been paid in Shares issued by the Fund.

The Agent will apply all cash received as a dividend or capital gain distribution to purchase shares on the open market as soon as practicable after the payment date of the dividend or capital gain distribution, but in no event later than 45 days after that date, except when necessary to comply with applicable provisions of the federal securities laws.

3. For all purposes of the Plan: (a) the Market Price of the Shares on a particular date shall be the average of the volume weighted average sale prices or, if no sale occurred, then the mean between the closing bid and asked quotations on each of the five business days the Shares traded ex-dividend immediately prior to such date, and (b) NAV per share on a particular date shall be as determined by or on behalf of the Fund.

4. The open market purchases provided for herein may be made on any securities exchange on which the Shares are traded, in the over-the-counter market, or in negotiated transactions, and may be on such

terms as to price, delivery, and otherwise as the Agent shall determine. Funds held by the Agent uninvested will not bear interest, and it is understood that, in any event, the Agent shall have no liability in connection with any inability to purchase Shares within 45 days after the initial date of such purchase as herein provided, or with the timing of any purchases effected. The Agent shall have no responsibility as to the value of the Shares acquired for the Shareholder's account.

5. The Agent will hold Shares acquired pursuant to the Plan in non-certificated form in the Agent's name or that of its nominee. At no additional cost, a Shareholder participating in the Plan may send to the Agent for deposit into its Plan account those certificate shares of the Fund in its possession. These Shares will be combined with those unissued full and fractional Shares acquired under the Plan and held by the Agent. Shortly thereafter, such Shareholder will receive a statement showing its combined holdings. The Agent will forward to the Shareholder any proxy solicitation material and will vote any Shares so held for the Shareholder only in accordance with the proxy returned by the Shareholder to the Fund.

6. The Agent will confirm to the Shareholder each acquisition for the Shareholder's account as soon as practicable but not later than 60 days after the date thereof. Although the Shareholder may from time to time have an individual fractional interest (computed to three decimal places) in a Share, no certificates for fractional Shares will be issued. However, dividends and distributions on fractional Shares will be credited to Shareholders' accounts. In the event of a termination of a Shareholder's account under the Plan, the Agent will adjust for any such undivided fractional interest in cash at the opening market value of the Shares at the time of termination.

7. Any stock dividends or split Shares distributed by the Fund on Shares held by the Agent for the Shareholder will be credited to the Shareholder's account. In the event that the Fund makes available to the Shareholder the right to purchase additional Shares or other securities, the Shares held for a Shareholder under the Plan will be added to other Shares held by the Shareholder in calculating the number of rights to be issued to such Shareholder. Transaction processing may either be curtailed or suspended until the completion of any stock dividend, stock split, or corporate action.

8. The Agent's service fee for handling capital gain distributions or income dividends will be paid by the Fund. The Shareholder will be charged a pro rata share of brokerage commissions on all open market purchases.

9. The Shareholder may terminate the account under the Plan by notifying the Agent. A termination will be effective immediately if notice is received by the Agent three days prior to any dividend or distribution payment date. If the request is received less than three days prior to the payment date, then that dividend will be invested, and all subsequent dividends will be paid in cash.

10. These terms and conditions may be amended or supplemented by the Fund at any time or times but, except when necessary or appropriate to comply with applicable law or the rules or policies of the Securities and Exchange Commission or any other regulatory authority, only by mailing to the Shareholder appropriate written notice at least 30 days prior to the effective date thereof. The amendment or supplement shall be deemed to be accepted by the Shareholder unless, prior to the effective date thereof, the Agent receives written notice of the termination of such Shareholder's account under the Plan. Any such amendment may include an appointment by the Fund of a successor agent in its place and stead under these terms and conditions, with full power and authority to perform all or any of the acts to be performed by the Agent. Upon any such appointment of an Agent for the purpose of receiving dividends and distributions, the Fund will be authorized to pay to such successor Agent all dividends and distributions payable on Shares held in the Shareholder's name or under the Plan for retention or application by such successor Agent as provided in these terms and conditions.

11. In the case of Shareholders, such as banks, brokers, or nominees, which hold Shares for others who are the beneficial owners, the Agent will administer the Plan on the basis of the number of Shares certified from time to time by the Shareholders as representing the total amount registered in the Shareholder's name and held for the account of beneficial owners who are to participate in the Plan.

12. The Agent shall at all times act in good faith and agree to use its best efforts within reasonable limits to insure the accuracy of all services performed under this agreement and to comply with applicable law, but assumes no responsibility and shall not be liable for loss or damage due to errors unless the errors are caused by its negligence, bad faith, or willful misconduct or that of its employees.

13. Neither the Fund nor the Agent will be liable for any act performed in good faith or for any good faith omission to act, including without limitation, any claim of liability arising out of (i) failure to terminate a Shareholder's account, sell shares, or purchase shares, (ii) the prices at which shares are purchased or sold for the Shareholder's account, and (iii) the time such purchases or sales are made, including price fluctuation in market value after such purchases or sales.

PRIVACY POLICY

FACTS	WHAT DOES DIVIDEND AND INCOME FUND DO WITH YOUR PERSONAL INFORMATION?
Why?	Financial companies choose how they share your personal information. Federal law gives consumers the right to limit some but not all sharing. Federal law also requires us to tell you how we collect, share, and protect your personal information. Please read this notice carefully to understand what we do.
What?	<p>The types of personal information we collect and share depend on the product or service you have with us. This information can include:</p> <ul style="list-style-type: none"> • Social Security number • Transaction or loss history • Retirement assets • Account balances • Account transactions <p>When you are <i>no longer</i> our customer, we continue to share your information as described in this notice.</p>
How?	All financial companies need to share customer's personal information to run their everyday business. In the section below, we list the reasons financial companies can share their customers' personal information; the reasons Dividend and Income Fund chooses to share; and whether you can limit this sharing.

Reasons we can share your personal information	Does Dividend and Income Fund share?	Can you limit this sharing?
For our everyday business purposes - Such as to process your transactions, maintain your account(s), respond to court orders and legal investigations, or report to credit bureaus	Yes	No
For our marketing purposes - To offer our products and services to you	Yes	No
For joint marketing with other nonaffiliated financial companies	No	We don't share
For our affiliates' everyday business purposes - Information about your transactions and experiences	No	We don't share
For our affiliates' everyday business purposes - Information about your creditworthiness	No	We don't share
For our affiliates to market to you -	Yes	Yes
For nonaffiliates to market to you -	No	We don't share

To Limit Sharing	<ul style="list-style-type: none"> • Call Dividend and Income Fund at 212-785-0900; or • Mail the form below <p>Please note: If you are a new customer, we can begin sharing your information 30 days from the date we sent this notice. When you are <i>no longer</i> our customer, we continue to share your information as described in this notice. However, you can contact us at any time to limit our sharing.</p>
Questions?	Call Dividend and Income Fund at 1-212-785-0900 or go to www.dividendandincomefund.com



Mail-in Form

<p>Leave blank or [If you have a joint account, your choice will apply to everyone on your account unless you mark below.]</p> <p><input type="checkbox"/> Apply my choice only to me]</p> <p>Mail to: Dividend and Income Fund 3814 Route 44 Millbrook, NY 12545</p>	<p>Mark if you want to limit:</p> <p><input type="checkbox"/> Do not allow your affiliates to use my personal information to market to me.</p> <table border="1" style="width: 100%; border-collapse: collapse;"> <tr> <td style="background-color: #004a87; color: white; width: 20%;">Name</td> <td style="width: 80%;"></td> </tr> <tr> <td style="background-color: #004a87; color: white;">Address</td> <td></td> </tr> <tr> <td style="background-color: #004a87; color: white;">City, State, Zip</td> <td></td> </tr> <tr> <td style="background-color: #004a87; color: white;">Account #</td> <td></td> </tr> </table>	Name		Address		City, State, Zip		Account #	
Name									
Address									
City, State, Zip									
Account #									

Who we are

Who is providing this notice?	Dividend and Income Fund
-------------------------------	--------------------------

What we do

How does Dividend and Income Fund protect my personal information?	To protect your personal information from unauthorized access and use, we use security measures that comply with federal law. These measures include computer safeguards and secured files and buildings.
How does Dividend and Income Fund collect my personal information?	We collect your personal information, for example, when you <ul style="list-style-type: none"> • Open an account • Buy securities from us • Provide account information • Give us your contact information • Tell us where to send the money
Why can't I limit all sharing?	Federal law gives you the right to limit only <ul style="list-style-type: none"> • Sharing for affiliate's everyday business purposes - information about your creditworthiness • Affiliates from using your information to market to you • Sharing for nonaffiliates to market to you State laws and individual companies may give you additional rights to limit sharing
What happens when I limit sharing for an account I hold jointly with someone else?	Your choices will apply to everyone on your account - unless you tell us otherwise

Definitions

Affiliates	Companies related by common ownership or control. They can be financial and nonfinancial companies. <ul style="list-style-type: none"> • <i>Dividend and Income Fund shares with our affiliates.</i>
Nonaffiliates	Companies not related by common ownership or control. They can be financial and nonfinancial companies. <ul style="list-style-type: none"> • <i>Dividend and Income Fund does not share with nonaffiliates so they can market their financial products or services to you.</i>
Joint marketing	A formal agreement between nonaffiliated financial companies that together market financial products or services to you. <ul style="list-style-type: none"> • <i>Dividend and Income Fund does not jointly market.</i>

Stock Data at December 31, 2021

Market Price per Share	\$14.56
Net Asset Value per Share	\$20.25
Market Price Discount to Net Asset Value	28.1%
Stock Symbol	DNIF
Net Asset Value Symbol	XDNIX
CUSIP Number	25538A204

DividendandIncomeFund.com

Visit us at www.DividendandIncomeFund.com. The site provides information about the Fund, including distributions, press releases, and shareholder reports. For further information, please email us at info@DividendandIncomeFund.com.

Investment Manager

Bexil Advisers LLC
3814 Route 44
Millbrook, NY 12545
1-212-785-0900

Stock Transfer Agent and Registrar

American Stock Transfer & Trust Company, LLC
6201 15th Avenue
Brooklyn, NY 11219
www.astfinancial.com
1-800-937-5449

Dividend and Income Fund is part of a fund complex which includes Midas Fund, Midas Magic, and Foxby Corp.

Please Note - There is no assurance that the Fund's investment objectives will be attained. Past performance is no guarantee of future results. You should consider the investment objectives, risks, and charges and expenses of the Fund carefully before investing. The Fund's investment policies, management fees, and other matters of interest to prospective investors may be found in its filings with the U.S. Securities and Exchange Commission ("SEC") including its annual and semi-annual reports. To obtain a copy of the reports, please call us toll free at 1-855-411-6432 or download them at <http://dividendandincomefund.com/literature/>. Please read the reports carefully before investing.

Shares of closed end funds frequently trade at a discount from their NAV. This characteristic is a risk separate and distinct from the risk that the Fund's NAV has decreased in the past, and may decrease in the future, as a result of its investment activities and other events. Neither the Investment Manager nor the Fund can predict whether shares of the Fund will trade at, below, or above NAV. The risk of holding shares of the Fund that might trade at a discount is more pronounced for investors expecting to sell their shares in a relatively short period of time after acquiring them because, for those investors, realization of a gain or loss on their investments is likely to be more dependent upon the existence of a premium or discount than upon portfolio performance. The shares of the Fund are designed primarily for long term investors and should not be considered a vehicle for trading purposes. The NAV of the Fund's shares typically will fluctuate with price changes of the Fund's portfolio securities, and these fluctuations are likely to be greater in the case of a fund which uses leverage, as the Fund may from time to time. In the event that shares of the Fund trade at a premium to NAV, there is no assurance that any such premium will be sustained for any period of time and will not decrease, or that the shares of the Fund will not trade at a discount to NAV thereafter. The market price for the Fund is based on supply and demand which fluctuates daily based on many factors, such as economic conditions and global events, investor sentiment, and security-specific factors.

This report, including the financial statements herein, is provided for informational purposes only. This is not a prospectus, circular, or representation intended for use in the purchase of shares of the Fund or any securities mentioned in this report. This report shall not constitute an offer to sell or the solicitation of an offer to buy, nor shall there be any sale of these securities in any state in which such offer, solicitation, or sale would be unlawful prior to registration or qualification under the securities laws of any such state or an exemption therefrom. The internet address for the Fund is included several times in this report as a textual reference only. The information on the website is not incorporated by reference into this report.

The Fund does not make available copies of its Statement of Additional Information because the Fund's shares are not continuously offered, which means that the Fund's Statement of Additional Information has not been updated since completion of the Fund's most recent offering and the information contained in the Fund's Statement of Additional Information may have become outdated.

Investment products, including shares of the Fund, are not federally or FDIC insured, are not deposits or obligations of, or guaranteed by, any financial institution and involve investment risk, including possible loss of principal and fluctuation in value. Consult with your tax advisor or attorney regarding specific tax issues.

Cautionary Note Regarding Forward Looking Statements - Certain information presented in this report may contain "forward looking statements" within the meaning of the federal securities laws, including the Private Securities Litigation Reform Act of 1995. Forward looking statements include, but are not limited to, statements concerning the Fund's plans, objectives, goals, strategies, distributions and their amounts and timing, distribution declarations, future events, future performance, prospects of its portfolio holdings, or intentions, and other information that is not historical information. Generally, forward looking statements can be identified by terminology such as "believes," "expects," "estimates," "may," "will," "should," "anticipates," "projects," "plans," or "intends," or the negative of such terms or other comparable terminology, or by discussions of strategy. All forward looking statements by the Fund involve known and unknown risks, uncertainties, and other factors, many of which are beyond the control of the Fund, which may cause the Fund's actual results to be materially different from those expressed or implied by such statements. These risks include, but are not limited to, equity securities risk, corporate bonds risk, credit risk, interest rate risk, leverage and borrowing risk, additional risks of certain securities in which the Fund invests, market discount from NAV, distribution policy risk, management risk, risks related to the negative impacts from the continued spread of COVID-19 on the economy and the broader financial markets, and other risks discussed in the Fund's filings with the SEC. All such subsequent forward looking statements, whether written or oral, by the Fund or on its behalf, are also expressly qualified by these cautionary statements. Investors should carefully consider the risks, uncertainties, and other factors, together with all of the other information included in the Fund's filings with the SEC, and similar information. The Fund may also make additional forward looking statements from time to time. All forward looking statements apply only as of the date made. The Fund undertakes no obligation to publicly update or revise forward looking statements, whether as a result of new information, future events, or otherwise. Thus you should not place undue reliance on forward looking statements.

Section 23 Notice - Pursuant to Section 23 of the Company Act, notice is hereby given that the Fund may in the future purchase its own shares in the open market. These purchases may be made from time to time, at such times, and in such amounts, as may be deemed advantageous to the Fund, although nothing herein shall be considered a commitment to purchase such shares.

This report is for shareholder information. This is not a prospectus intended for use in the purchase or sale of Fund shares.

NOT FDIC INSURED MAY LOSE VALUE NOT BANK GUARANTEED

STOCK SYMBOL: DNIF

Dividend and Income Fund

DividendandIncomeFund.com